

Gewerbesteuerbruttoaufkommen und -determinanten im Bezirk der IHK Darmstadt

Table with columns: Schl.nr., Gemeinde, 2015, 2014, 2013, 2012, 2011, 2010, 2009, 2008, 2007, 2006, 2005, 2004. Includes rows for Darmstadt and LK Bergstrasse with sub-categories like GewStaufkommen, Hebesatz, BIP, and svB.

KORREL

Correlation table with columns: Hebesatzerhöhung? (Ja/Nein), to, t-1, t-2. Shows correlation coefficients for various determinants.

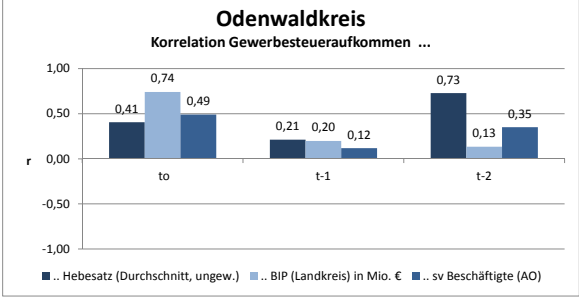
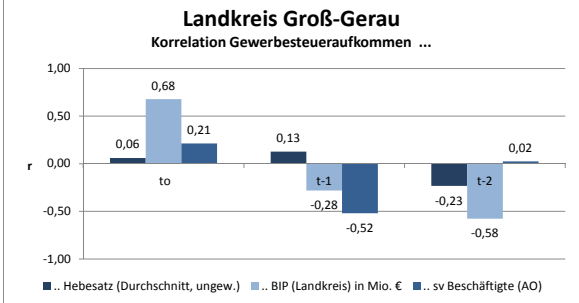
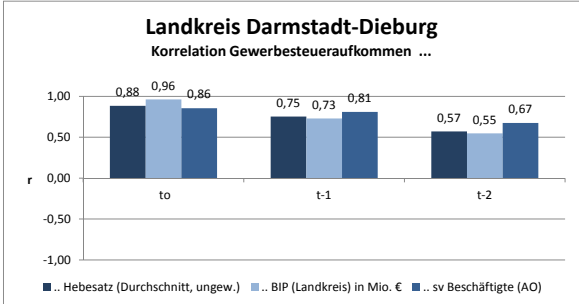
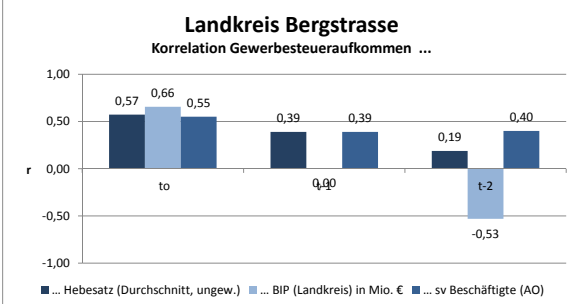
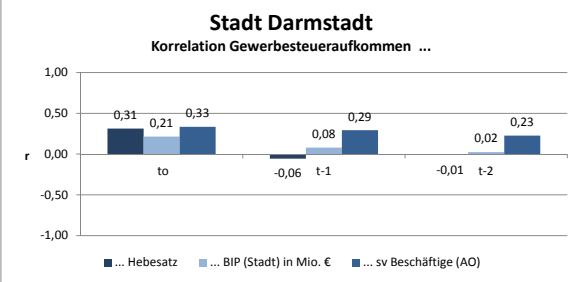




Table with columns for municipality (e.g., Schaafheim, Seeheim, Weiterstadt, St.), GewStaufkommen, Hebesatz, BIP (Landkreis) in Mio. €, and svB (AO). It lists financial data across various years from 2013 to 2017.

Summary table with 4 columns: Yes/No, 0.33, 0.20, -0.08. It provides a high-level overview of the data for the municipalities listed in the adjacent table.

LK Groß-Gerau

Main table for LK Groß-Gerau, listing municipalities such as Biebesheim am, Bischofsheim, Buttelborn, Gernsheim, Ginsheim, Groß-Gerau, St., Kelsterbach, St., Mörfelden-, Nauheim, Raunheim, St., Riedstadt, St., Russelsheim, Stockstadt am, and Trebur. It includes detailed financial data for each.

Summary table for LK Groß-Gerau, providing a numerical overview for each municipality, including 'Ja', 'Nein', 'teil/teils', and 'Ja (nur 2014)' categories.

Odenwaldkreis

Table for Odenwaldkreis, listing municipalities like Bad König, St., Beertfelden, St., and Brensbach. It contains financial data similar to the Groß-Gerau section.

Summary table for Odenwaldkreis, providing a numerical overview for each municipality, including 'Ja', 'Nein', and 'Ja (nur 2014)' categories.

